

# INVICTUS® SPRAY & FIX

## ADHESIVE

The ideal glue for quick & easy installation



INVICTUS

### Technical data

Coverage	14-17.2 m <sup>2</sup>
Net weight	624 G (624 ML)
Chemical type	Water-based acrylic blend
Appearance	Milky white frost bubbles
Odor	Sweet mild odor
Flash point	Will not burn
NFPA 704 flammability rating	0 (Non-flammable)
Shelf life	3 years, if unopened
Open time	4 hours
Dry time	Once adhesive is dry to touch (10-20 minutes)
VOC Content	0.0 g/ml per EPA Test Method 8260B
Foot traffic allowance	Immediately
Heavy machinery allowance	Immediately
Resistance to moisture	Excellent: 98% RH, 8 lbs/1,000 ft <sup>2</sup> /24 hr, and 11 pH
Underfloor heating systems	Yes
Storage	Do not subject to freezing temperatures



The technical data is correct at the time of printing. v1 - 03/2022

### Suitable substrates

Invictus® Spray & Fix bonds approved LVT, Sheet Vinyl, Carpet Tile & Pad to the following properly prepared, smooth, flat, and dust-free substrates:

- Concrete
- Underlayment grade plywood
- Metal
- Fiberglass
- Existing VCT
- Existing LVT
- Existing LVP

### Technical characteristics

Invictus® Spray & Fix provides immediate shear strength after installation, allowing instant access to finished floor.

Invictus® Spray & Fix is solvent free, emits no harmful fumes, and contains 0.0 g/ml VOC (Volatile Organic Compounds) in content, according to EPA Test Method 8260B.

Invictus® Spray & Fix uses non-ozone depleting HFC propellant.

Invictus® Spray & Fix is warranted up to 98% RH, 8 lbs MVER, and 11 pH.



# INVICTUS® SPRAY & FIX

## ADHESIVE

The ideal glue for quick & easy installation



# INVICTUS

## Product characteristics

Invictus® Spray & Fix is a versatile spray adhesive naturally suited for adhering approved Luxury Vinyl Tile, Sheet Vinyl, Carpet Tile & Pad in commercial and residential applications.

Invictus® Spray & Fix uses 80% less adhesive compared to trowel-applied epoxy and bucket adhesive.

Invictus® Spray & Fix's instant shear strength allows for all traffic without any adhesive indentation, displacement, or movement associated with heavy weight-bearing loads.

Invictus® Spray & Fix is a 0.0 g/ml VOC product that allows occupation of space as soon as installation is complete.



## Advantages

- Uses 80% less adhesive
- Allows all traffic immediately
- 0.0 g/ml VOC content
- Water-based adhesive
- No need to shut down HVAC
- Easy water cleanup while adhesive is still wet
- Non-flammable
- High moisture and pH resistant
- No offensive odors



# INVICTUS® SPRAY & FIX

## ADHESIVE

The ideal glue for quick & easy installation



# INVICTUS

## Installation guide:

It is the installer's responsibility to perform a bond test, prior to the installation, to ensure compatibility between the adhesive and material being installed.

### 1. Clean:

- Approved substrate must be clean, dry, smooth, and dust-free.
- Continuously operate HVAC for a minimum of 72 hours at no less than 20°C prior to installation. Adhesive should be acclimatized for a minimum of 48 hours at room temperature.
- Sweep and damp-mop to remove dust.
- Do not use oil-based sweeping compounds.

### 2. Spray:


- Shake can well.
- Spray from a standing position: 50-76 cm.
- Match enclosed spray pattern.
- Protect walls from overspray with a spray shield or piece of cardboard.

### 3. Lay:


- Allow adhesive to dry to the touch.
- Test: Lightly touch adhesive – there should be no transfer to your fingers.
- Open working time = 4 hours.
- Install flooring per manufacturer's instructions.
- Roll floor immediately with a 34-45 kg roller.
- Floor is open to all traffic immediately after installation.

### 4. Clean up:


- Use a damp cloth for wet overspray.
- Use mineral spirits for dry overspray.



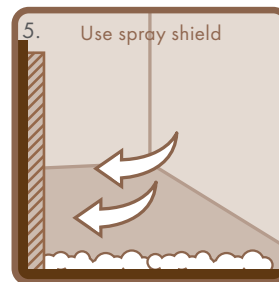
- Store adhesive at a minimum temperature of 20°C (68°F) for 24 hours prior to installation.
- Condition flooring per manufacturer's recommendations.
- Invictus® Spray & Fix can withstand concrete moisture emissions up to 3.6 kg/24 hrs/93 m<sup>2</sup> and 98% RH and pH must be no more than 11.




- HVAC must be continuously operated for a minimum of 72 hours at a temperature of no less than 20°C (68°F) prior to installation.




- Ensure substrate, flooring, and surrounding areas are clean and dust-free.
- Damp-mop substrate if dust is present.
- Only use Portland based patching and leveling compounds.



- Protect from overspray with a spray shield, drop cloths, paper, or masking.



- Wipe hand across surface.
- If dust transfers, substrate is not clean.



- Shake aerosol can well.
- Remove white cap.

# INVICTUS® SPRAY & FIX

## ADHESIVE

The ideal glue for quick & easy installation



# INVICTUS



- Stand straight up to spray. Hold can upside down, approximately 50-76 cm (20-30 inches) from the substrate, aim at floor and press tip with finger.
- Walk right to left smoothly to achieve results in photo on reverse side. Adhesive should spray out in a wide mist and fall similar to snow.

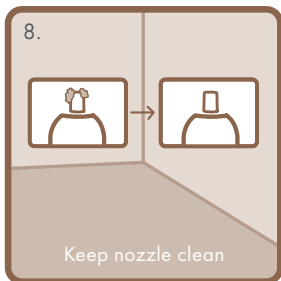

### NOTE

Spraying in a sweeping motion may result in an inconsistent spray pattern. Excess buildup or inconsistent spray pattern on substrate may cause telegraphing.

Avoid extremely heavy application.

**DO NOT ALLOW PRODUCT TO FREEZE.**

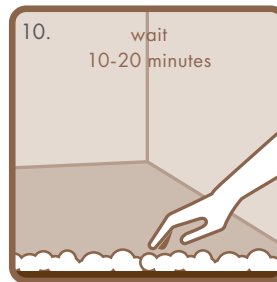
**COVERAGE: 14-17.2 m<sup>2</sup>**



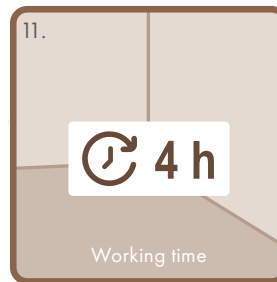
- To ensure optimal spray pattern, remove any adhesive buildup that may occur during the application process.



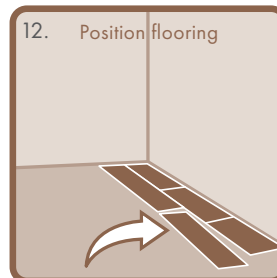
- If overspray occurs, it may be removed with a damp cloth while the adhesive is still wet.
- Use mineral spirits for dry overspray.



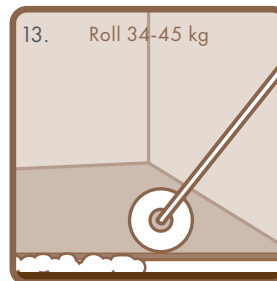
- Allow adhesive to dry until there is no adhesive transfer when lightly touched (10-20 min).
- High humidity and/or low temperature increases tack time.



- Open time after application is 4 hours. While open, ensure that adhesive is not contaminated by dust.



- Follow flooring manufacturer's recommendations for installation.
- Position flooring, ensure proper alignments before application of pressure. Reposition as necessary.



- Roll flooring with a 34-45 kg (75-100 lb) roller immediately after installation to complete the bonding process.
- After rolling, floor is ready for all access.

**Recycle:** Bleed off excess pressure. Recycle aluminum can according to state and local requirements.

**Warning:** Pressurised container. May burst if heated. If medical advice is needed, have product container or label at hand. **KEEP OUT OF REACH OF CHILDREN.** Keep away from heat, hot surfaces, sparks, open flames and other ignition sources. No smoking. Do not pierce or burn, even after use. Protect from sunlight. Do not expose to temperatures exceeding 50°C (122°F).

**FIRST AID:** In case of contact with eyes, flush thoroughly with water. If irritation persists, get medical attention. For skin contact, wash with soap and water. If ingested, do not induce vomiting. Contact physician.

**Emergency Contact 24 hr: CHEMTREC International +31 858880596 manufactured by Spray-Lock, Inc**  
**ANTIGIF CENTRUM / CENTRE ANTI POISON 070 245 245 (BEL)**  
**NATIONAAL VERGIFTIGINGEN INFORMATIE CENTRUM 088 755 8000 (NL)**



+0°C

**Associated Weavers Europe NV - Weverijstraat 1 - 9600 Ronse - Belgium**  
**+32 55 230 211 - info@invictus.eu - www.invictus.eu**  
**SKU: VAEUINVSprayFixP06 - DATE: 01.02.2022**

